



Appliances properties: Wodtke GmbH - Vista HK 06 (Betrieb mit offener Feuerraumtür)

Master data

Date of entry	Jan 14, 2009
Manufacturer	Wodtke GmbH
Model	Vista HK 06 (Betrieb mit offener Feuerraumtür)
Nominal heat output [kW]	6
Continuous burning appliance	—
Type test standard	DIN 18895
Year of testing	1998
Test laboratory	RRF Rhein-Ruhr-Feuerstättenprüfstelle GmbH
Number of test laboratory	2
Number of test report	RO-95 98 65



Flue gas values

	Wood
Flue gas mass flow [g/s]	29
Flue gas mass flow [g/s]	191
Necessary flue draught [Pa]	10

Further important characteristics of the appliance

Suitability for installation to a shared flue¹⁾	—
Connectivity to the central heating system	—
General technical approval for room sealed operation	—

¹⁾ For unsealed operation it is possible to install the appliances to a shared flue system (please see installation manual).

On behalf of the manufacturer, the HKI Industrieverband e.V. hereby confirms compliance with the respective requirements* in accordance with 1.BImSchV. The type test report of the fireplace has been submitted to the HKI Industrieverband e.V.

* A green check mark with a „1“ indicates that the requirements of the 1st BImSchV are fulfilled, a green check mark with a „2“ indicates that the 2nd level of the 1st BImSchV is fulfilled. A yellow check mark shows that the transitional regulation of the 1st BImSchV is fulfilled and a red line means that the 1st BImSchV is not fulfilled.

Evaluation of emission data and efficiency Wood

Norm : Inset appliances (with closed firedoor)

Evaluation

D - 1.BImSchV

According to the transitional rule §26 the appliance can be used until 31.12.2024

F - Crédit d'impôt à la transition énergétique

Evaluation of emission data and efficiency Lignite briquettes

















Norm : Inset appliances (with closed firedoor)

Evaluation

D - 1.BImSchV

According to the transitional rule §26 the appliance can be used until 31.12.2024

Emission evaluation legend

-  Stufe 2 Compliant with the requirements of the 2nd stage of the 1.BImSchV (only for Germany)
-  Stufe 1 Compliant with the requirements of the 1st stage of the 1.BImSchV (only for Germany)
-  2015 Compliant with the requirements of the Austrian Agreement pursuant to Art. 15a B-VG from 2015 (applies only to Austria)
-  7★ Compliant with the requirements for the „Crédit d'impôt“ promotion in France, the fireplace complies with the classification 7* of the Flamme Verte Label
-  6★ Compliant with the requirements for the „Crédit d'impôt“ promotion in France, the fireplace complies with the classification 6* of the Flamme Verte Label
-  5★ Compliant with the requirements for the „Crédit d'impôt“ promotion in France, the fireplace complies with the classification 5* of the Flamme Verte Label
-  ★ Compliant with the requirements of the 1 star stage in Italy.
-  ★★ Compliant with the requirements of the 2 star stage in Italy.
-  ★★★ Compliant with the requirements of the 3 star stage in Italy.
-  ★★★★ Compliant with the requirements of the 4 star stage in Italy.
-  ★★★★★ Compliant with the requirements of the 5 star stage in Italy.
-  Fulfils the requirements
-  Complies with requirements of the transition ruling (1.BImSchV)
-  Requirements are not fulfilled
-  No information/unknown
-  No measuring values are available for this fuel, operation with this fuel is not permitted

No symbol means that there are no requirements.

Here you will find further information